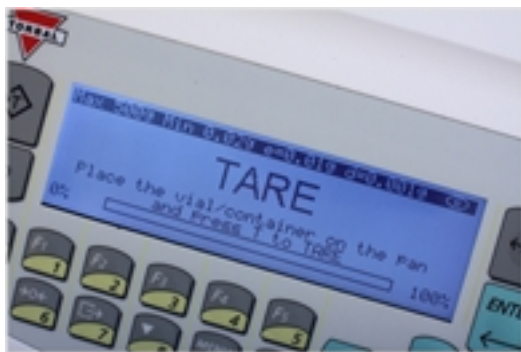


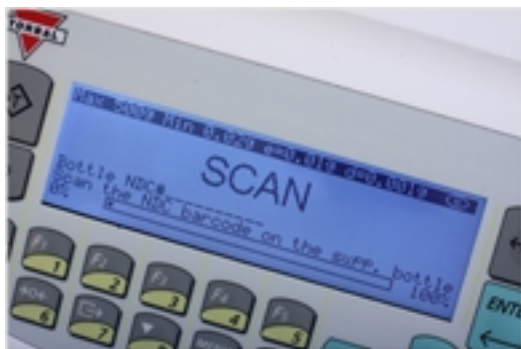
Count Pills in 3 Easy Steps:

Pill counting on the DRX five-S is easy: Once the scale is turned on, it will automatically calibrate itself and enter the pill counting mode. The scale will then indicate you should place a vial on the pan and tare it by pressing one of the dual tare keys. Once the vial is tared, the scale will indicate you should scan the NDC barcode found on the drug's supply bottle. Using our high performance laser scanner, simply scan the barcode. If the drug has been previously entered into the database, the drug's NDC number as well as the name and lot number will be displayed, and the scale will indicate you should begin filling. Tablets are filled and counted essentially as quickly as they are poured into the vial.

- 1.

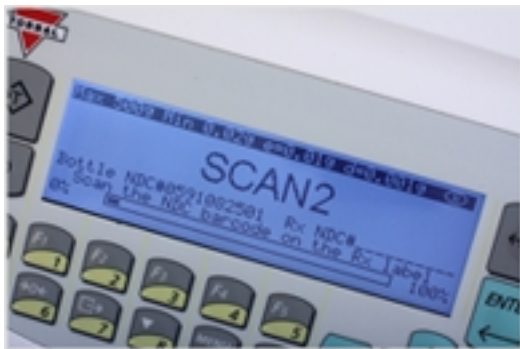
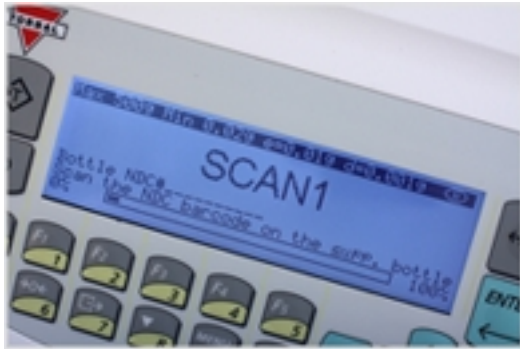


- 2.



- 3.



Verify Prescriptions:

Perhaps one of the scale's most valuable features is its ability to verify that the correct drug is counted and filled. When enabled, verification becomes part of the pill counting process. The steps are very easy to follow: first as always, tare the vial. The scale will then indicate you should perform "scan one," which is scanning the NDC barcode located on the drug's supply bottle. After you scan the supply bottle, the scale will indicate you should perform "scan two." You must then scan the NDC barcode located on the prescription label. After the second scan is performed, the scale checks to see if the codes are the same. If no discrepancy is found, "Match OK" is displayed and you are allowed to continue with pill counting. However, if the NDC barcodes differ, the display shows "Failed" and you will not be allowed to continue. You can also verify prescription drugs that do not require pill counting such as creams and inhalers.

Keeping a paper trail:

-

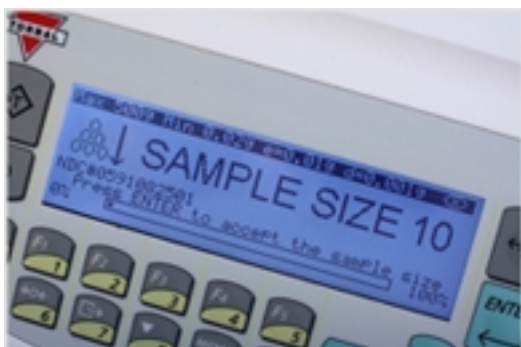


```
10-20-2007  1:33 PM

NAT. DRUG CODE 6412512001
DRUG NAME      DRUG RX
DRUG LOT       A123BC
AVG. PILL WT.   0.500  g

PILL COUNT                10 PCS
```

The information above is simply printed by the scale. For more information, see the instruction manual. The NUP Bridge, a software program, is used to add new drugs to the database.



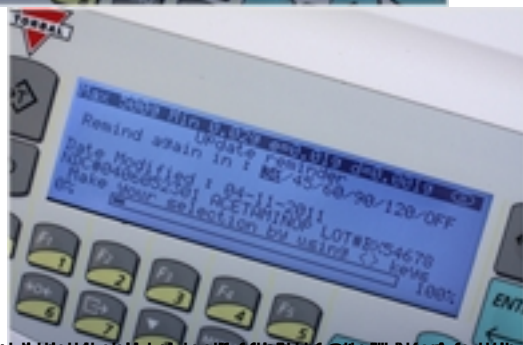
After the vial is tared and the drug has been scanned, the scale will search the database. If the drug is not found, the scale will ask you to select a sample size. Then simply make your selection, pour the sample into the vial, and press *Enter* to save the drug's information. You can then proceed with the remainder of your count.

Maintaining the database:

-

Tuesday, 24 June 2008 19:49 - Last Updated Tuesday, 10 May 2011 14:54

Tuesday, 24 June 2008 19:49 - Last Updated Tuesday, 10 May 2011 14:54



Pharmaceutical companies are not the only ones who have been successful in lobbying Congress. The National Rifle Association (NRA) has been successful in lobbying Congress to pass legislation that would protect gun rights. The NRA has been successful in lobbying Congress to pass legislation that would protect gun rights.